




How to Use a Pushpin Paper Drill




1. Mark the spot!




2. Go to the tool table.



3. Put your papers on the base.
Align the marks on your papers.



4. Drill on your mark.



5. Replace the pushpin
in the base.



6. Return to your work spot and
insert a paper fastener
through the holes.